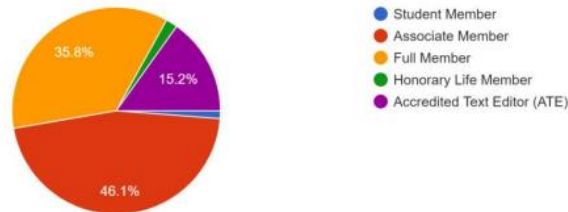


# PEG Member Survey 2023

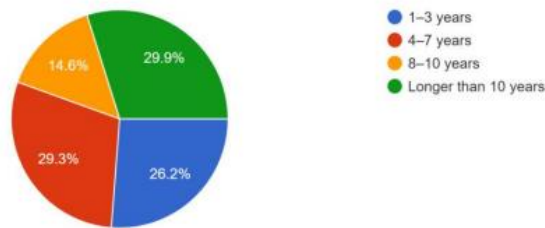
We asked members for their input, partly to understand PEG's demographics and partly to understand how members feel about our organisation. Their responses are captured below. Thank you to PEG member Ramolobi Matlala for assisting with the narrative.

1. Select your current PEG membership category.  
165 responses



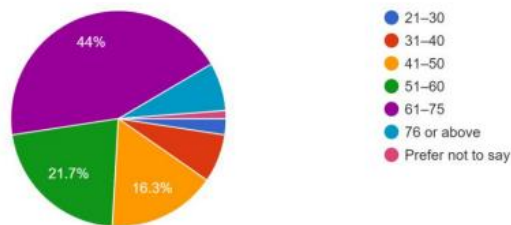
The chart on PEG membership category shows that the majority of members are Associate Members (46, 1%) and Full Members (35, 8%). The minority of members are Students Members and Honorary Life Members respectively. It is worth noting that Accredited Text Editor is the third largest category (15, 2%), given that this a relatively recent membership category.

2. How long have you been a member of PEG?  
164 responses



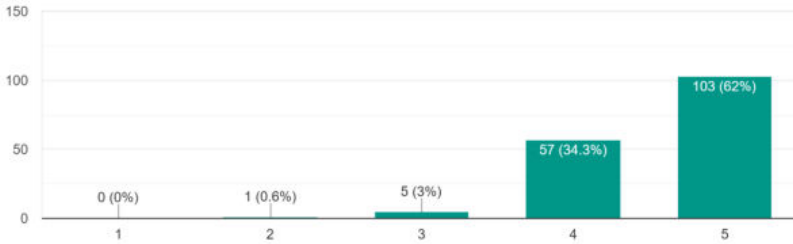
In relation to duration as PEG members, the majority (29, 9%) of PEG membership comprises 'veterans' (i.e. those with over 10 years of membership), although there was an almost even split between the former group and those between 4 and 7 years (29, 3%) with 'new members' (i.e. between 1 and 3 years ) at 26, 2%. The minority (14, 5%) of the respondents have been PEG members for between 8 and 10 years.

3. In which age range are you?  
166 responses



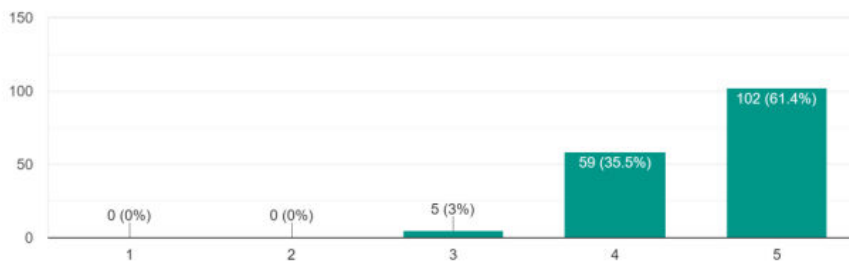
In terms of age groups, the majority (44%) of PEG members are senior citizens (i.e. between 61 and 75 years), followed by those between 51 and 60 years (21, 7%) and between 41 and 50 years (16, 3%). The minority of PEG members are between 31 and 40 years of age.

4. How satisfied are you with PEG's mandate to elevate and uphold professional editing standards?  
166 responses



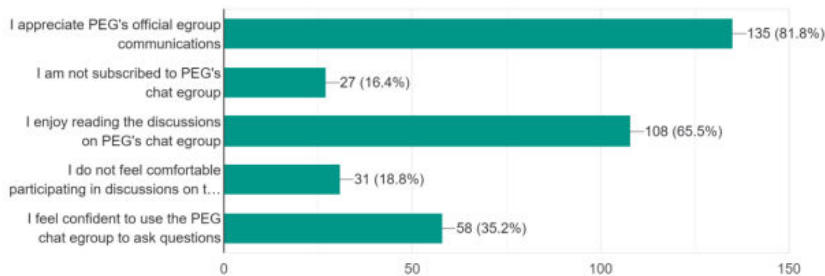
The majority of the members (96, 3%) expressed high levels of satisfaction regarding PEG's ability to elevate and uphold professional editing standards, with only a minority of members (3%) demonstrating low levels of satisfaction in terms of PEG's ability to meet the mandate in question.

5. How clear are PEG's communications to members about the organisation and its activities?  
166 responses



The majority of the respondents (96, 9%) indicated that they are satisfied with the clarity of PEG's communication about the organisation and its activities. In contrast, a minority (3%) took a neutral stance on the same issues.

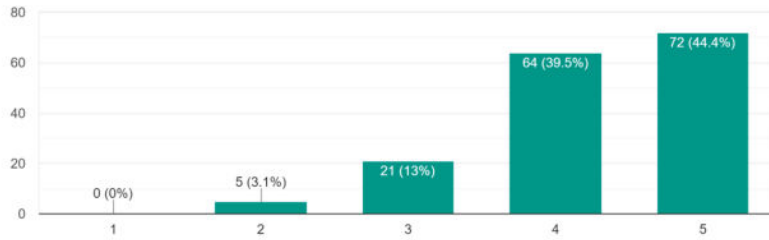
6. PEG egroups: select the options that apply  
165 responses



An overwhelming majority of the survey respondents (81, 5%) said that they appreciated PEG's official e-group communication. In addition, 65, 5% of the participants said that they enjoy discussions on PEG's PEGforum e-group. Furthermore, 35, 2% of the respondents mentioned that they feel confident to use PEG's e-group to ask questions but 18, 8% of the respondents said that they do not feel confident to participate through the PEG platform in question. Finally, it is worth noting that 16, 4% of the participants are not subscribed to PEG's PEGforum e-group.

7. How satisfied are you with PEG's range of professional development activities (webinars, mentoring scheme, orientation, coffee conversations)?

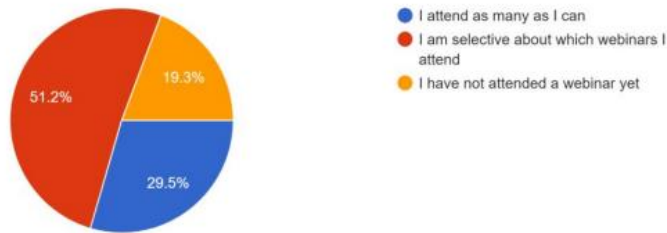
162 responses



The majority of the respondents (76, 9%) were very satisfied with PEG's range of professional development activities, while 13% felt neutral about the same issue. The minority (3.1%) of the participants were not in agreement about the same matter.

8. How frequently do you attend PEG webinars?

166 responses

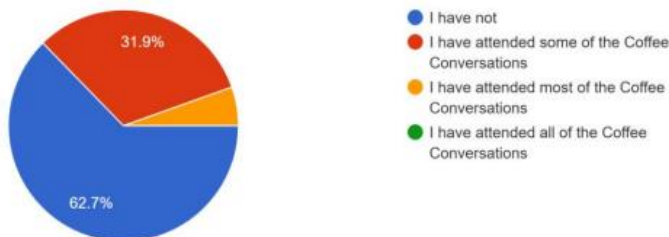


The majority (51, 2%) of the participants said that they are selective about which PEG webinars they attend. This is followed by 29, 5% who indicated that they attend as many webinars as they can.

It is worth noting that 19, 3% of the respondents had never attended a PEG webinar.

9. Have you attended a PEG Coffee Conversation (new offering initiated in 2022)?

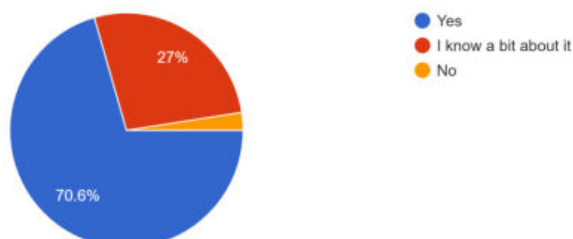
166 responses



The majority (62, 7%) of the participants said that they had never attended a PEG Coffee Conversation, followed by those who had attended some of the conversations (31, 9%). The minority of the respondents indicated that they had attended most of the coffee conversations.

10. Are you familiar with PEG's Accreditation Scheme and CPD programme (continuing professional development)?

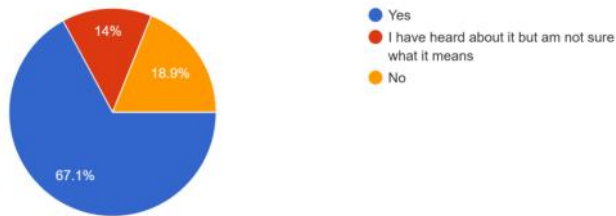
163 responses



The majority (70%) of the participants said that they were familiar with PEG's Accreditation Scheme and the Continuing Professional Development (CPD) programme, while the minority were not aware of these PEG initiatives.

11. Do you know that PEG will expect ALL members to accumulate proof of continuing professional development (CPD) hours from 1 March 2024?

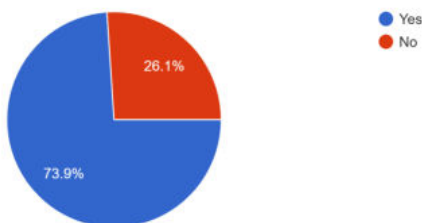
164 responses



The majority of the respondents indicated that they were aware that PEG expects all members to accumulate proof of continuing professional development (CPD) hours with effect from 01 March 2024. In contrast, a minority (18, 9%) of the participants said that they were not aware of this.

12. Is it clear that CPD (continuing professional development) will become obligatory for all members in 2024 but that becoming an Accredited Text Editor (ATE) is optional?

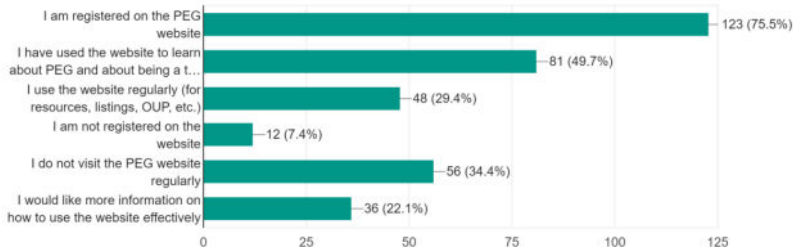
165 responses



The majority (73, 9%) of the respondents said that they were aware that continuing professional development (CPD) would become obligatory for all members with effect from 2024, whereas becoming an Accredited Text Editor (ATE) would remain optional.

13. PEG website: select the options that apply to you.

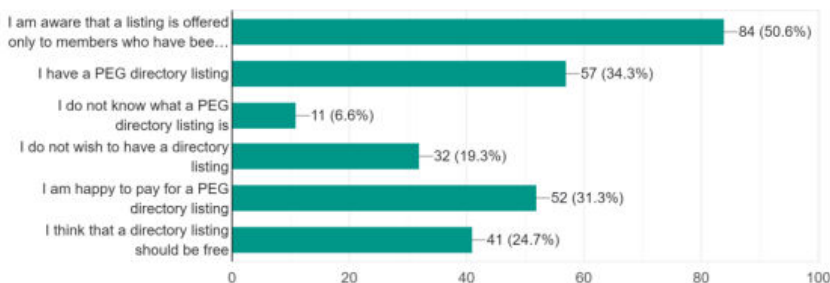
163 responses



The majority (75, 5%) of the respondents said that they are registered on the PEG website, whereas 49, 7% mentioned that they had used the website to learn about PEG. In addition, a substantial number of participants (34, 4%) indicated that that they do not visit the PEG website. Only a minority (7, 4%) of the participants said that they are not registered on the website. In addition, there was a significant number (22, 1%) of respondents who indicated that they require more information on how to use the website effectively.

14. PEG directory listing: select the options that apply to you.

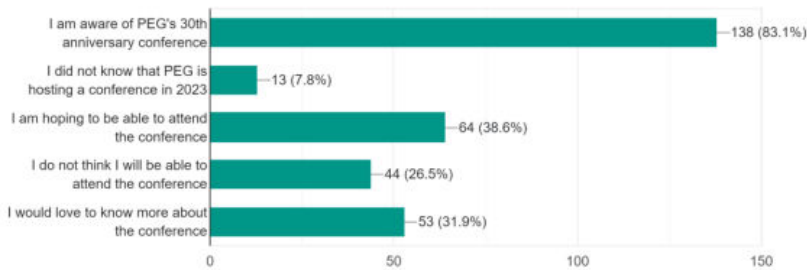
166 responses



The majority (50, 6%) of the respondents said that they were aware of the listing offer, while a minority (6, 6%) indicated that they were not aware of the directory listing. Regarding payment of the directory list, a substantial number (31, 3%) of the participants said that they do not mind paying for the directory listing, while 24, 7% said that the listing should be for free.

15. PEG's 30th anniversary conference (May/June 2023): select the options that apply to you.

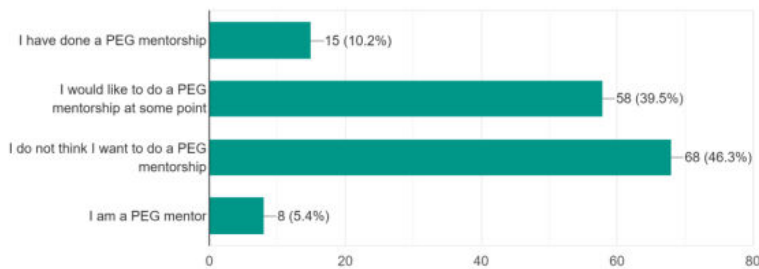
166 responses



The majority (83, 1%) of the respondents said that they were aware of PEG's 30<sup>th</sup> anniversary conference, whereas very few (7, 8%) indicated that they were not aware of the event. In terms of attendance of the said conference, a substantial number (36, 6%) of the participants indicated that they were hoping to attend, while 26, 5% were not sure if they would attend the conference. Moreover, 31, 9% of the respondents mentioned that they would love to know more about the conference.

16. PEG mentoring scheme: select the options that apply to you.

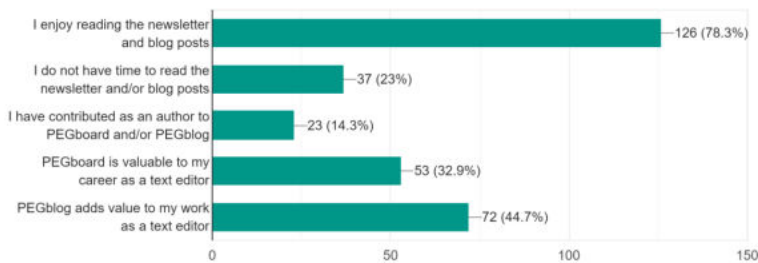
147 responses



16. Regarding the PEG mentoring scheme, a sizable number of respondents (46.3%) indicated that they were not keen to do a PEG mentorship, whereas a relatively substantial number of respondents mentioned that they wanted to do the mentorship at some point. Only 10.2% of the respondents said that they had completed the PEG mentorship. The survey also revealed that only 5.4% of the respondents are PEG mentors.

17. PEGboard and PEGblog: select options that apply

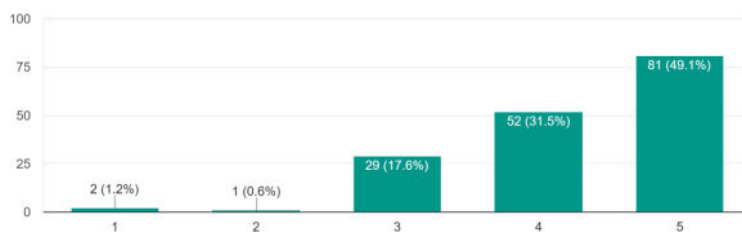
161 responses



17. The vast majority (78.3%) of the respondents signaled their preference for reading PEG newsletters and blog posts. A sizable number of respondents (44.7%) mentioned that PEGblog adds value to their work as text editors. It is worth noting that 23% of the respondents indicated that they did not have time to read PEGboard and PEGblog.

18. Generally speaking, do you agree that PEG's membership fees and service offerings (webinars, mentoring scheme, PEG guides) are affordable for text editors as income-earning professionals?

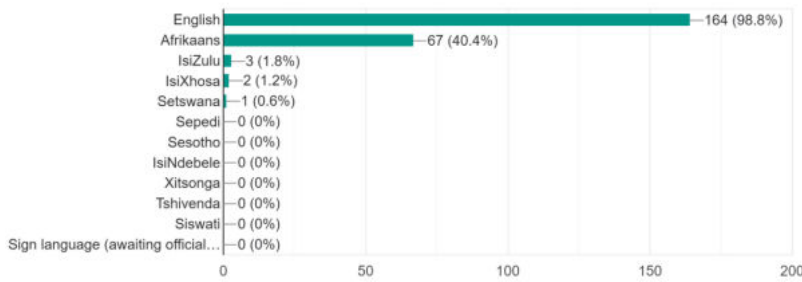
165 responses



18. Most (49.1%) of the participants were of the view that PEG's membership fees and service offerings are generally affordable for text editors. There were, nonetheless, some respondents who held a different view, although they were in the minority.

19. Which of South Africa's official languages do you communicate in fluently?

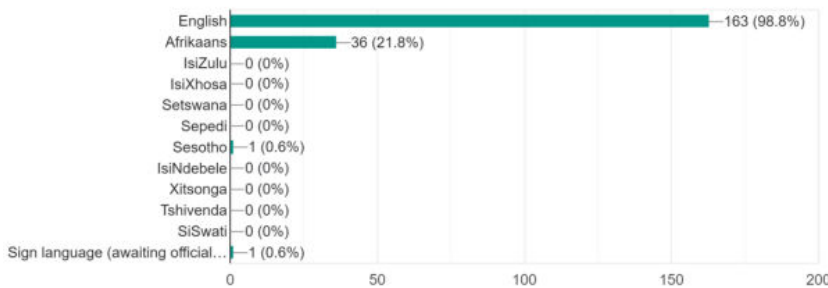
166 responses



19. Most of the respondents indicated that they are fluent in English (98.8%). This was followed by participants who are fluent in Afrikaans (40.4%). The minority of the respondents mentioned that they were fluent in African languages [i.e. IsiZulu (1.8%), IsiXhosa (1.2%) and Setswana (0.6%)].

20. Which of South Africa's official languages do you work in as a language practitioner?

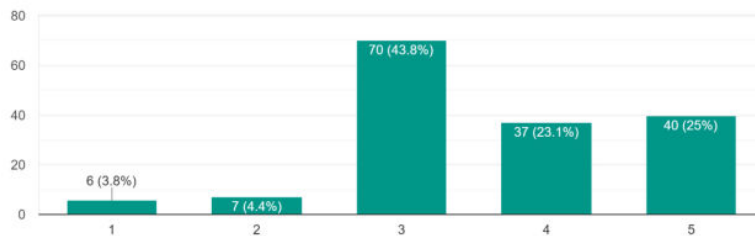
165 responses



20. The vast majority (98.8%) of respondents stated that they work with English text as language practitioners, whereas a minority copy-edit Afrikaans text.

21. PEG needs to actively pursue strategies to increase visible diversity among our members.

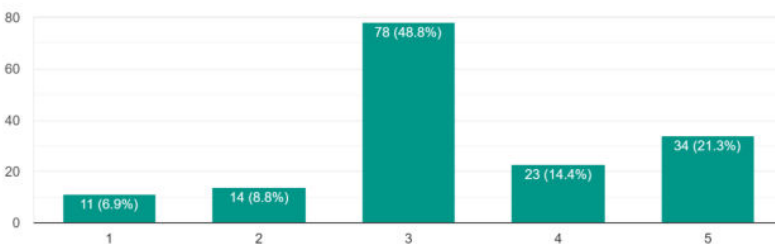
160 responses



21. The bulk (43.3%) of the participants supported the notion that PEG should implement strategies to bolster visible diversity among its members. However, a minority (3.8%) were not in support of the implementation of such strategies.

22. PEG should consider a public statement of inclusivity to reflect such commitment.

160 responses



22. Most of the members (48.8%) supported the idea that PEG should consider a public statement of inclusivity to reflect such a commitment. In contrast, 6.9% of the respondents did not support this notion.